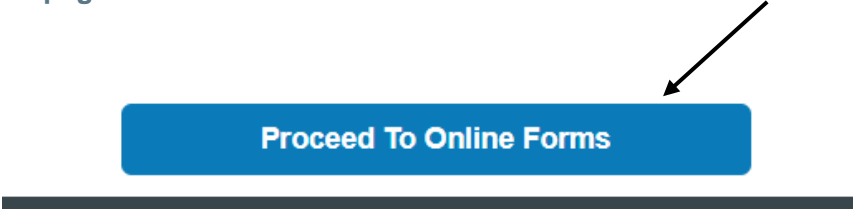


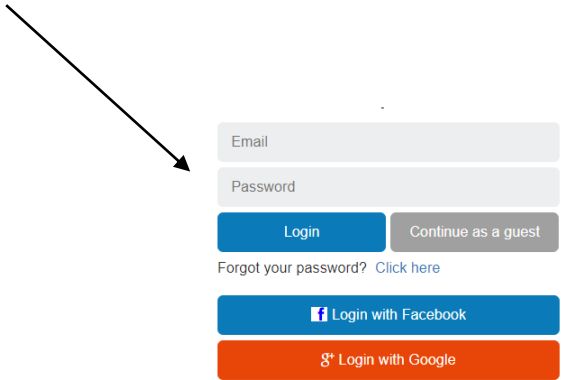
How to Create a Parent Account Tutorial

We recommend that all parents create an account. Without a parent account you will not be able to see your child's status or download the completed forms.

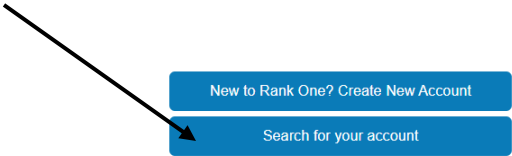
Read through school's instructions page and select "Proceed to Online Forms".



If you already have a Parent Account, you may use your credentials to login.

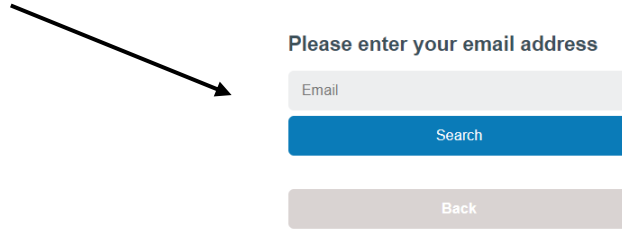


Not sure if you have an account? Select "Search for your account"



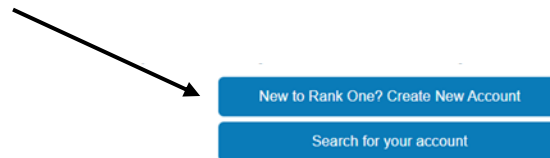
Waller Rank One Tutorial

Enter the email you used to create your Rank One account below.



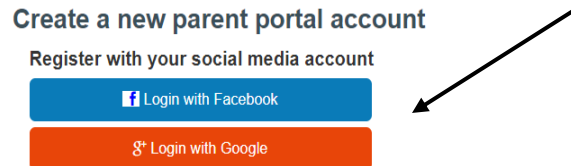
A screenshot of a web form for finding an account. It features a text input field labeled "Email" with a light gray background. Below the input field is a blue button labeled "Search". At the bottom of the form is a gray button labeled "Back". A black arrow points from the instruction text above to the "Email" input field.

To create a new parent account, select "Create New Account".



A screenshot of two blue buttons stacked vertically. The top button is labeled "New to Rank One? Create New Account" and the bottom button is labeled "Search for your account". A black arrow points from the instruction text above to the "Create New Account" button.

You may use your Facebook or Google credentials to create your Rank One parent account, select the appropriate icon to register.



A screenshot of the "Create a new parent portal account" section. It includes the heading "Create a new parent portal account" and the sub-heading "Register with your social media account". Below these are two buttons: a blue button labeled "Login with Facebook" and an orange button labeled "Login with Google". A black arrow points from the instruction text above to the "Login with Facebook" button.

Waller Rank One Tutorial

You may also create an account by providing your First Name and Last Name and preferred Email account.

Create a new parent portal account

Register with your social media account

 Login with Facebook

 Login with Google

Register with your account

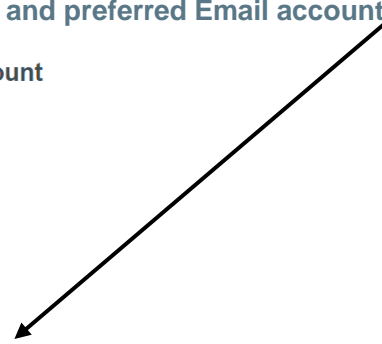
First name Last name

Email

Password

Confirm password

Register



Create a Password and confirm the password
(Password must be at least 6 characters long)

Select Register

After entering your information and selecting Register you will be sent a confirmation email.

Thank you for registering!

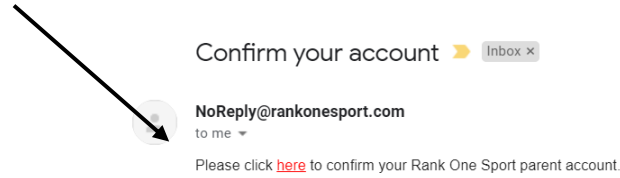


A confirmation email has been sent. You must click on the link in your confirmation email to continue.

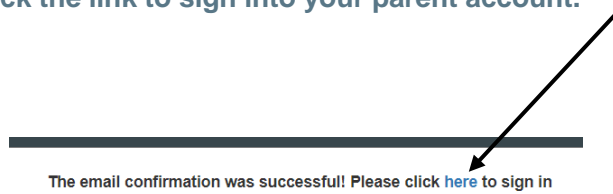
Once your account has been confirmed, you will be able to sign in.

Waller Rank One Tutorial

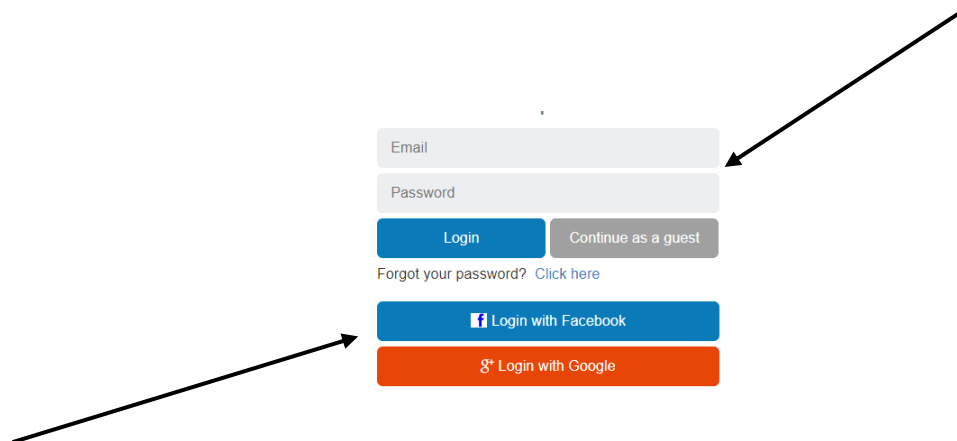
Click on the link in the email to continue



The link will redirect your web browser. Click the link to sign into your parent account.



If you created your account with email, enter your Email Address and Password and select Login.



If you used Facebook or Google to create your account, select the appropriate icon to Sign in.

Waller Rank One Tutorial

You will then link your child to your account. (If you have multiple children you will have the opportunity to link multiple children to your account)

You will need your child's Last Name and Student ID Number in order to link them to your parent account.


Find Students

Please search below to find the student(s) you are completing forms for

Last Name

Student ID Number

[Find Student](#)




You will see your child linked to your account. To add another child to your account, select “Find Another Student” and enter the requested information.

Success!

Student, **Example** has been linked to your parent account

[Find Another Student](#)

[Start Forms](#)




You will see your Student's Name and their Compliance Status.

Click “View” to complete the online forms and to see your student's status.


HOME

Rank One Sport ISD Forms

Manage Your Students
Add a new student to begin or click on an existing student to view information

Example Student	Out of compliance 	View
-----------------	---	----------------------

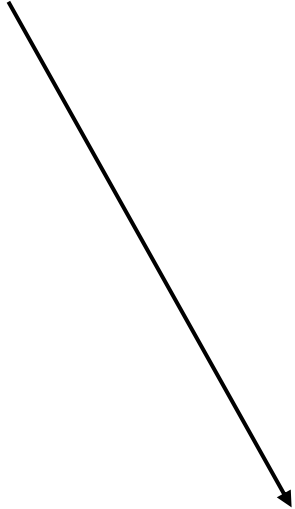
+ Add a new student



Waller Rank One Tutorial

The following Electronic Documents must be completed and submitted online by parent(s) and/or guardian.

***Note: Electronic Documents do not need to be printed out.**



Waller ISD Forms

Paper Documents to be submitted to the athletic department
Physical
Medical History
Electronic Documents to be submitted by the parent
UIL Forms Signature Page
Special Medical Information
Athletic Training Room Policies/Procedures
UIL Acknowledgment (Band Only)
General Information Form
imFACT Consent
Parent/Guardian Consent

To complete the electronic forms, click on the link to open the form. The form status will show as “incomplete” until after each form has been filled in completed/signed and dated by the student athlete and parent/guardian.

Waller Rank One Tutorial

Be sure to input the Student Name and Parent Name, Date and sign in the box by using the mouse or on a touch screen. Make sure "I Agree" is checked before submitting.

Student Name (Print)

Student Signature

Date *Required

I Agree

Please continue your signature.

Pursuant to the Texas Uniform Electronic Transmissions Act, an electronic signature has the same legal effect as a manual or handwritten signature. An electronic signature will not be denied legal effect or enforceability solely because it is electronic, and any requirement for a signature is satisfied by an electronic signature. By submitting an electronic signature, the individual identified and providing the electronic signature herein verifies acknowledgement of the binding legal effect and enforceability of the electronic signature. By clicking the box beside "I agree", you agree that this is valid as your signature. You hereby swear that you are the above named student and that the information is accurate to the best of your knowledge.

Parent/Guardian Name (Print)

Parent/Guardian Signature

Date *Required

I Agree

Please continue your signature.

Pursuant to the Texas Uniform Electronic Transmissions Act, an electronic signature has the same legal effect as a manual or handwritten signature. An electronic signature will not be denied legal effect or enforceability solely because it is electronic, and any requirement for a signature is satisfied by an electronic signature. By submitting an electronic signature, the individual identified and providing the electronic signature herein verifies acknowledgement of the binding legal effect and enforceability of the electronic signature. By clicking the box beside "I agree", you agree that this is valid as your signature. You hereby swear that you are the parent or legal guardian of the above named student and that the information is accurate to the best of your knowledge.

Notification Email: If the athlete is 18 and completing the form themselves, please enter their email. If the athlete is under 18 or the parent/guardian is completing the form, please enter the parent/guardian email. An email notification will be sent once the form has been approved.

Be sure to add an email to get notification then enter submit at the end of each form.

Waller Rank One Tutorial

The following tabs are:

Download and print:

- [Texas Kids First Insurance Guide](#)
- [Pre Participation Medical History Form](#)
- [Individual Accident Only-Insurance for Students](#)

Tutorials:

For how to videos and instructions

FAQ:

Frequent Asked Questions

